



UNDERCABINET LIGHTING

Pro - Series SoftTask™ LED
3000K, DIMMABLE
UPS09

Project: _____

Fixture Type: _____

Location: _____

Contact/Phone: _____



PRODUCT DESCRIPTION

The Pro-Series LED modular series with integral electronic driver operates 3000K LEDs for maintenance free 50,000 hour life using 1/6 the energy of halogen and virtually no heat. Pro-Series LED fixtures are optimized for fast permanent installation, mounting either flush to the rear backsplash or to the front lip of cabinetry to suit project conditions and homeowner preference. Pro-Series SoftTask™ undercabinet luminaires mimic fluorescent and provide an even wash of light, free of hot spots and surface shadows.

PRODUCT SPECIFICATIONS

LEDs Utilizes warm-white 3000K LEDs tightly binned to within a 3-step MacAdam ellipse for superb color consistency • Light output equivalent to Pro-Series Fluorescent fixtures • Provides 50,000 hour service life • 90 CRI minimum.

Driver Integral electronic 120-volt constant current driver is accessible without having to remove fixture • Dimmable with most incandescent, magnetic low voltage or electronic low voltage wall box dimmers • For a list of compatible dimmers, refer to the dimming compatibility section.

Housing Slim 1" profile • Modular plug-together design • Extruded Aluminum • Designer white finish.

Diffuser PC diffuser (Poly Carbonate). Provides uniform illumination without hot spots.

Labels cULus listed for damp locations • Certified to the high efficacy requirements of California T24 JA-8.



Specifications

UPS09

Length: 9.5 (24.13)

Depth: 3.5 (8.89)

Height: 1 (2.54)

Weight: 1 (0.45kg)

ENGINEERING DATA

UPS09	
Total input power (watts)	4.6
Total Operating AMPS	.04
Lumens	304
Lumens/watt	65

Warranty


5-year limited warranty. This is the only warranty provided and no other statements in this specification sheet create any warranty of any kind. All other express and implied warranties are disclaimed. Complete warranty terms located at: www.acuitybrands.com/support/warranty/terms-and-conditions

Note: Actual performance may differ as a result of end-user environment and application. All values are design or typical values, measured under laboratory conditions at 25 °C. Specifications subject to change without notice.

PRO-SERIES LED 5 MINUTE DIRECT-WIRE INSTALLATION FOR UPS14 AND UPS30



Step 1 Attach supply wires to rear access cover.



Step 2 Connect supply wires to fixture leads using push-in connectors.



Step 3 Mount fixture to cabinet bottom using captive mounting screws.



UNDERCABINET LIGHTING

Pro - Series SoftTask™ LED
3000K, DIMMABLE
UPS09


ORDERING INFORMATION

PRODUCT CODES

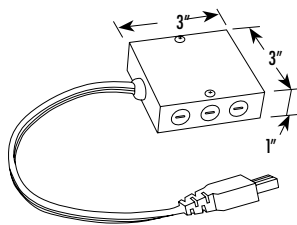
Series	CCT	CRI	Finish
UPS09 Pro-Series SoftTask LED Undercabinet, 09"	30K 3000K	90CRI 90 CRI	WH White

ACCESSORIES

Catalog No.	Description
UDWM WH	Direct Wire Module



UDWM

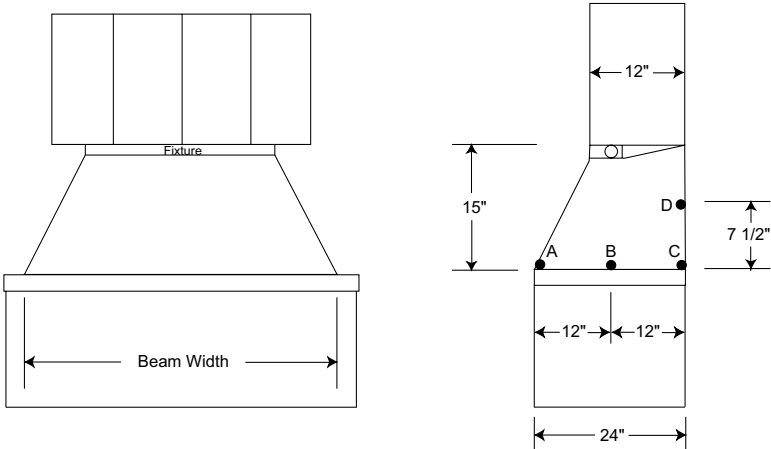


UNDERCABINET LIGHTING

Pro - Series SoftTask™ LED
3000K, DIMMABLE
UPS09

LIGHTING APPLICATION DATA

FOOTCANDLES ON HORIZONTAL WORK SURFACE



Catalog #	Height	*Beam Width	Footcandles			
			A	B	C	D
UPS09	15"	20.5	17.7	78.3	57.6	58.4

* Beam width defined as 50% of maximum footcandles
Fixture mounted at front lip of cabinet
Rear wall reflectance 50%
Counter Surface Reflectance 20%

UNDERCABINET LIGHTING

Pro - Series SoftTask™ LED
3000K, DIMMABLE
UPS09

DIMMER COMPATIBILITY

Dimmable with the use of most forward and reverse phase dimmers. Dimming range of 100% down to 5% or lower with a minimum load of one fixture; both dimming range and maximum rated load may vary depending on dimmer model.

See maximum load calculations below to identify max number of luminaires per dimmer.

Forward Phase (Incandescent and Magnetic Low Voltage)

Example: Fixture Rating = 13W
Dimmer Rating = 600W
Equivalent Incandescent Load (EIL) = 50%
 $(600W / 13W) \times 0.5 = 23$ Fixtures per Dimmer

Forward Phase				
Manuf.	Product Family	Series	Type	Min. Light (%)
Lutron	Glyder	GLV	MLV	15
Lutron	Nova T	NTLV	MLV	15
Lutron	Diva	DVLV	MLV	20
Lutron	Ceana	CNLV	MLV	20
Lutron	Skylark	SLV	MLV	16
Lutron	Diva	DVCL	INC	5
Lutron	Ariadni	AYCL	INC	5
Lutron	Toggler	TGCL	INC	5
Lutron	Lumea	LGCL	INC	5
Lutron	Skylark			
Lutron	Contour	CTCL	INC	5
Lutron	RadioRA 2	RRD-10ND	INC	6
Leviton	SureSlide	6633*	INC	5
Leviton	SureSlide	6613*	MLV	10

* Recommended dimmers

Reverse Phase (Electronic Low Voltage)

Example: Fixture Rating = 13W
Dimmer Rating = 600W
Equivalent Incandescent Load (EIL) = 75%
 $(600W / 13W) \times 0.75 = 34$ Fixtures per Dimmer

Reverse Phase				
Manuf.	Product Family	Series	Type	Min. Light (%)
Lutron	Maestro	MAELV*	ELV	20
Lutron	Faetra	FAELV	ELV	20
Lutron	Spacer	SPSELV	ELV	20
Lutron	Nova T	NTELV*	ELV	20
Lutron	Diva	DVELV*	ELV	15
Lutron	Skylark	SELV	ELV	15

Integrated Control Systems

Manuf.	Product Family	Series	Type	Min. Light (%)
Lutron	HomeWorks QS	HW-RPM-4U	PHA	20
Lutron	LCP128	LP-RPM-4U*	PHA	20
Lutron	LP	LP-RPM-4U	PHA	20
Sensor Switch*	nLight	nSP5PCD-ELV*	ELV	10
Sensor Switch*	nLight	nSP5PCD-ZW	INC	15